

# SmashingIt Productions Presents...



## The Music of Heart

### **Technical Rider – Full Show**

Last updated August 01, 2014

Sean Harrison

Prepared by SmashingIt™ LLC

Version 1.6.4

---

Introduction

---

Welcome to the new and improved Little Queen Technical Rider! This document has been compiled to help ensure the best possible Little Queen performance in your venue; please examine it carefully, and please feel free to contact us directly if you have any questions or comments. While a show the size of Little Queen has a good-sized list of requirements, we'll strive to work with you any way that we can. **Note that the actual performance contract (sometimes called the CPC, or 'Concert Performance Contract') should accompany this document. This document does not constitute a binding contract, unless as referenced in an executed performance contract.**

Contact:

Booking, Scheduling, Advance, Other Stuff:

Sean Harrison

[sean.harrison@littlequeenrocks.com](mailto:sean.harrison@littlequeenrocks.com)

615.838.9289

Creative, Sets, Content, Marketing:

Shonna Harrison

[shonna.harrison@littlequeenrocks.com](mailto:shonna.harrison@littlequeenrocks.com)

615.480.4701

Thanks for the opportunity to work with you, and we look forward to seeing you at the show!

Table of Contents

About the Show ..... 4

Venue / Presenter Responsibilities ..... 4

    General ..... 4

    Local Crew ..... 5

    Parking, Access ..... 5

    Permits ..... 5

    Insurance, Liability..... 5

    Schedule, Daysheet ..... 7

Marketing, Promotion ..... 8

Hospitality ..... 8

    Accommodations ..... 8

    Dressing Rooms ..... 8

    Catering ..... 9

Show..... 10

    Soundcheck ..... 10

    Preshow ..... 10

    Opening Acts ..... 10

    Security..... 10

    Settlement..... 11

Sound ..... 11

Lighting..... 12

Staging..... 12

Handouts..... 13

    Sends and Monitors ..... 13

    Sends – 24 Channel ..... 15

    Sends – 16 Channel ..... 16

    Presenter Checklist..... 17

    Stage Plot Graphics ..... 18

## About the Show

Little Queen is a Heart Tribute show, assembled to faithfully reproduce the music, look, feel and vibe of a Heart concert, and the **only** Heart Tribute act in the nation that has been reviewed and approved by **Ann and Nancy Wilson of Heart**. The show consists of 8 people, including a sound engineer; Little Queen may also retain a lighting director for certain venues, and possibly a monitor engineer. The show itself may run from 2 to 3.5 hours (depending on the specifications of the contract), and may be run with or without intermissions. An acting **Production Manager (PM)** will represent Little Queen on all issues pertaining to this document (The *technical rider*) as well as the engagement contract (the **CPC**); this individual will be specified in the engagement contract, and should be your first point of contact for all things Little Queen! Venues will be contacted **at least seven** days prior to the scheduled performance by the PM to discuss and confirm technical matters associated with the show; please don't hesitate to contact the PM at any time, however, regarding anything in this document. Any problem areas (unusual load-in characteristics, labor problems, house sound, light or power limitations, etc) should be discussed with the PM as soon as possible, in order to find the most cost-effective solution. Note that extra costs incurred due to house limitations, unusual venue characteristics, etc. are the sole responsibility of the Presenter, so contact us early on so we can get things addressed! Little Queen will always try to present the entire / full-length show; if difficulties arise, however, due to venue limitations or other factors beyond the immediate control of the PM, the PM or Tour Manager may make selective cuts to the presentation.

## Venue / Presenter Responsibilities

### General

The Presenter (That's very likely **you**, unless you're just reading this on a lark. Where did you get this, anyway?) understands and acknowledges that Little Queen – the Music of Heart is a large production, designed for medium to large performance halls, auditoriums, concert halls, casinos, very large clubs, etc. As such, each venue should meet certain minimal conditions to support a performance of this scale (it's very likely that your venue already meets these requirements, or you probably wouldn't be reading this). ***If your venue does not meet these requirements, Little Queen can scale production down in order to work within the parameters of your venue. Please contact the PM at your earliest convenience to discuss. We can work with you!***

## AN EVENING WITH LITTLE QUEEN

The following is the list of requirements the *Presenter* (That's you) is responsible for, *unless prior arrangements have been made with the PM*:

### Local Crew

Local Crew – Setup requires 2 unskilled workers for general lifting, etc. An electrician with at least a current journeyman's license on call would also be nice. Unless otherwise specified by the PM, **Little Queen will provide a trained professional audio engineer for mixing front of house audio; this individual is familiar with the show, instrumentation, cues, etc, and will assure the highest quality performance. Please contact the PM for more information. House sound professionals are asked to meet with the Little Queen engineer prior to setup where possible, and are welcome to oversee the show and babysit the house gear (yes, we know that stuff is expensive).** If your venue does **not** have a monitor engineer, please let us know, and we'll bring one along with us!

### Parking, Access

The show travels in at least 1 24' panel truck, as well as 2 or 3 passenger vehicles or a single bus or large RV (Silver Eagle, Bounder, etc. - you know the ones); **please arrange to have enough parking spaces in the immediate area of the loading dock available and free from snow, debris, etc. for loading and unloading prior to arrival.** Please also arrange any required parking permits, fees, etc. prior to arrival.

If the above requirements cannot be met, the venue arrangements and specifications need to be approved by the PM **at least 1 week prior to the date of the show!** So please give us a call and let's get it all worked out, okay?

### Permits

The venue is solely responsible for assuring that all required permits have been sought and all local, state and regional regulations are adhered to; this includes payment of any music performance royalties, consents, etc. It is also the venue's responsibility to secure any required parking permits, licenses, releases, etc. that might be required to lawfully execute this agreement in full. Note that the Little Queen show uses no open flame; fog and haze are used, however, and the venue is responsible for addressing any issues with optical smoke detection equipment, etc.

### Insurance, Liability

If damages occur to any band member, equipment, or personal belonging as a direct result of a patron or employee of the venue the presenter will be held liable for all said damages. If equipment is damaged as a result of faulty wiring, damaged electrical

**A N E V E N I N G W I T H L I T T L E Q U E E N**

outlets, power surges or any electrical problems the presenter will assume responsibility.

The Presenter will secure General Liability insurance coverage with limits no less than \$1,000,000 per occurrence/\$2,000,000 aggregate and Third Party Property Damage coverage with limits no less than \$100,000 naming Little Queen as Additional Insured. The presenter will provide Little Queen with a certificate of insurance evidencing the above upon request.

AN EVENING WITH LITTLE QUEEN

Schedule, Daysheet

Date of performance: \_\_\_\_/\_\_\_\_/\_\_\_\_

Prod Manager: \_\_\_\_\_ Phone: \_\_\_\_\_

Presenter: \_\_\_\_\_ Phone: \_\_\_\_\_

Load in	_____ am/pm
Meeting with PM	_____ am/pm
Backline Setup	_____ am/pm
Lights, Rigging	_____ am/pm
Other Setup	_____ am/pm
Line Check	_____ am/pm
Soundcheck	_____ am/pm
Preshow	_____ am/pm
Showtime	_____ am/pm
Buffer / Clear House	_____ am/pm
Strike	_____ am/pm
Loadout	_____ am/pm
	_____ am/pm
	_____ am/pm
	_____ am/pm

Approved: \_\_\_\_\_

Presenter: \_\_\_\_\_

## Marketing, Promotion

Generally, Little Queen will provide or make available to you any and all marketing materials required for local and regional advertisements, etc. In the event that you want to develop your own adverts and/or promotion campaign, Little Queen reserves the right to approve all material not directly sourced from us. We're sure what you come up with will be fabulous – we just want to make sure you spell 'Little Queen' correctly, and don't put funny moustaches on our pictures, etc. You understand.

1. All media – clips, artwork, RFP art, text, spots, etc. – must be provided or approved by the PM. **The PM reserves the right to approve any artwork, media, clips, text, etc. that was not sourced directly from Little Queen!**
2. Contact the PM regarding interviews, etc.
3. **Little Queen must receive top billing on all advertising and promotion!**
4. **Any form of recording – audio, video, etc. – of the show is prohibited, unless permission to do so is expressly granted in writing by the PM.**
5. Any sponsors of the show must be approved by the PM. AARP will never be an approved sponsor, so don't ask (some of us are in denial of certain things).
6. Any press attending the show in a press capacity must meet with and be approved by the PM at least 1 hour before showtime.
7. **Copies of all press, adverts, spots, etc. must be made available to the PM prior to running, and at least 1 week prior to the show.**

## Hospitality

### Accommodations

**Little Queen** requires four clean rooms at a reasonably-priced local hotel. Something with clean sheets, hot running water, and a television, preferably close to the venue. See how easy that is? Holiday Inn, Ramada Inn, Marriot, etc. are all good examples. Franks Bait Shop and Motel probably isn't. If your facility includes rooms onsite, those can work as well, as long as the girls like them. You know how girls can be.

### Dressing Rooms

Little Queen requires two clean dressing rooms with locks. If these are unavailable, please contact the PM we'll find a way to work it out (maybe rooms at the aforementioned nearby nice hotel? It has to be fairly nice – we have two women with



us, remember?) - at the end of the day, we love to put on the LQ show, and we'll find a way to make it all work.

Room 1 (aka 'Ann and Nancy'):

1. Full length mirror (As you can imagine, this item is probably the most important item in the entire rider; it would be better to not have drums than not have the mirror. if it's not available, please contact us and we'll work it out).
2. Ironing board and a **clean, working** iron.
3. 2 clean bath towels and 2 clean washcloths.
4. 1 box of quality tissues.
5. A nice, clean bathroom. A nice clean shower would be good as well.
6. 1 large clothes rack, or equivalent.
7. Please make sure the room is free of any sort of smelly detritus left behind by previous acts. You know who we mean. Yes. Those guys.
8. A couple of chairs near a mirror or two with some electricity nearby, where the girls can sit and do their makeup, hair, etc, (the 'primp-space', as we call it).
9. AC/Heat. Just enough to keep it comfy.

Room 2 (The band)

1. 6 clean bath towels and 6 clean washcloths.
2. A mirror of some description.
3. Again, a nice clean bathroom. Maybe with a shower.
4. Again, AC/Heat.

## Catering

We try not to beat venues up with this item, but eating is something we like to do almost every day, including show days (and believe me, it can take all day to get this thing up and rolling). If you like, you can opt for a food buyout for \$160.00 per day (Only \$20.00 per person for lunch \*and\* dinner? It's a steal!), or just talk to the PM, who'll be happy to work with you to get something affordable and yummy for Little Queen to eat. Hey, we could be asking for organic M&M's with the paint scrubbed off and the W's thrown out. Lunch is easy – a nice meat and cheese tray, some bread to make sandwiches with, maybe some soup, and some condiments, and a small selection of drinks (a couple of diet ones in there, please). Dinner – again, easy. A 'meat and three' sort of approach is fine, as long as it's stuff you'd feel comfortable feeding your own family. Think 'Sunday supper at grandma's house'. All meals for eight (8) people, please, unless you'd like to join us (and please feel welcome to do so!). Other than that, all we ask is for 15 cold bottled waters to be placed on stage (2 per station, 3 for Ann),

anything but Dasani (They put salt in Dasani! Did you know??). Please make it nice water like Fiji or Aquafina or something, ok?

## Show

### Soundcheck

Sure, it seems odd to have to add this bit, but you'd probably be surprised at the number of venues who don't really seem to find this step important. **Little Queen requires a complete soundcheck (not just a line check) at least 2 hours prior to showtime.** If this doesn't work for you, then please contact the PM and let's find a way to work it out. For scheduling, please consult the daysheet. **Note that the venue must be clear of non-employee personnel during soundcheck! Please adjust your schedule accordingly!** Honestly, we've done this before – our soundchecks go by very quickly, once we start making noise. **Please note that after the Little Queen soundcheck, no adjustments will be made to the house sound system. This specifically includes making changes for any support/opening acts, scenes, media, etc. *If the venue is equipped with a digital board that can store 'scenes', this stipulation may be rescinded by the PM.***

### Preshow

Any curtain announcements should be cleared with the PM at least an hour before showtime. This will give us a chance to adjust sound and lighting cues if necessary. **Please don't play any Heart music over the house system or anywhere in the venue on the day of the performance.**

### Opening Acts

*Little Queen* can also carry its own opening act that provides for a variable total show length from 60 minutes (no opener) to 3.5 hours (full opener set), depending on breaks, etc., – please help us determine the show duration that works best for you. **Any other opening act must be cleared with the PM prior to the day of the show.** This is so we don't end up with a Metallica tribute opening the show (you wouldn't do that to us, though, would you?) or something like that. In any case, **please arrange separate dressing rooms, bathrooms, etc., for any additional support acts.** Little Queen cannot provide any backline support for any supporting acts; at the option of the venue (That's you), a supporting act may inquire regarding contracting the services of the Little Queen FoH or monitor engineers or the lighting director for the duration of their performance. Final arrangements must be approved by the PM.

### Security

The venue assumes responsibility for all security associated with the venue. Stolen or damaged equipment, personal items, etc. will be the sole responsibility and liability of the promoter, so please make sure there are locks on the dressing room doors and people watching the stage. Special attention should be paid to dressing room areas, the stage, and the FoH/Lighting console areas. Stage security during the show is very important. Any unauthorized individuals entering the stage area during setup, soundcheck or performance will be grounds for stopping and possibly canceling the show at the promoter's expense. If the dressing rooms are not immediately adjacent to the stage area, security may be requested by Little Queen to provide escort to and from the stage at showtime.

### Settlement

Settlement and show details:

1. Fee deposit must be received at least 1 week prior to show date. This is typically 20% of the total price.
2. Payment in full must be received **prior to the beginning of the show.**
3. Please make checks out to **SmashingIt LLC**. Payment may be in the form of a cashier's check or cash, unless otherwise arranged with the PM.
4. If hard tickets are sold, a box office report must be provided to the PM.
5. The venue may provide up to 20 guest passes to friends, family, etc.
6. **Little Queen** may wish to reserve a quantity of tickets/passes to the show; if so, your **PM** will discuss it with you, and a mutually satisfactory arrangement will be reached.
7. **Free passes, contest passes, or any other means of entering the show beyond purchasing a ticket are strictly forbidden, unless expressly granted by the PM.**

### Sound

As you would suspect, the Little Queen show requires a fairly decent sound system to execute properly. The show is designed to fit into 24 channels (Not counting returns) and draw less than 60 amps on stage (see how we're working with you here?). Stage power should be pulled from a leg separate from lights, motors, anything with a significant ballast, etc. An example minimal House Sound System might include something like this:

- 24 channel digital desk, with supporting outboard effects, etc. (All effects returned as inserts). You know what we mean by effects, right?
- Min 10,000 watts FOH power through quality cabs (preferably classics - EAW, TS, etc.), flown where possible.
- 6 monitor wedges, bi-amped, and loud! We'd like to have 6 monitor mixes as well, and we'll get to who needs what later on in the document.

**AN EVENING WITH LITTLE QUEEN**

- 4 Boom Stands with clips.
- 2 D.I.'s
- Controlled access to the booth at all times.

If you intend on recording the show or any portion thereof, please contact the PM for approval. If you get a good print, we'd like a copy!

**Lighting**

Please have a nice House Lighting Rig, approved by the PM. This will typically consist of something like:

- Nice desk (Artisan plus, Chauvet Stage Designer series, etc.)
- 24 Par 64
- 2 follow spot
- *At least 4 movers (vari-light, roboscan, etc.)*
- *Little Queen reserves the right to augment the house lighting rig with additional equipment.*

**Staging**

The Stage – 38' wide by 20' deep, raised at least 4 feet, and draped in black. Stage power is at least a 60 amp service on a leg separate from any lighting or other local heavy/noisy draw (Refrigeration units, air conditioners, chillers, etc). Please make sure there are available drops on both sides of the stage as well as a drop at the risers. *Please refer to the **renders.zip** file for 2D and 3D stage plots and renders for accurate layout.*

The stage is roughly laid out as below:

Lead Guitar	Keys (Riser)   Drums (Riser)	Bass Guitar
'Nancy'		'Ann'

## Handouts

### Sends and Monitors

#### Kit (Center Stage Back) – Riser, min 24”:

Sends:

1. Kick (Beta 52, AKG D112)
2. Snare (SM 57, Audix i5)
3. Hat (SM 81)
4. Tom 1 (Beta 98 d/s)
5. Tom 2 (Beta 98 d/s)
6. Tom 3 (Beta 98 d/s)
7. Tom 4 (Beta 98 d/s)
8. OH Left (SM 81)
9. OH Right (SM 81)

Kit Monitor contains (1 powered wedge or one ¼” unpowered send – either is fine)

1. Loud – Drums, vox, Bass guitar
2. Soft – Everything else.

#### Bass / Backing Vox (Stage Left Back):

Sends:

1. Vox (SM 86 or similar, etc. **Please no SM 57’s or 58’s!**) **on a boom stand!** That last bit is important – the bassist is clumsy and slow, and his headstock will bash into a straight stand (It’ll probably bash into the boom stand as well, but at least you can say it’s not your fault at that point).
2. DI
3. **Please mic the cab!** It’s a pain in our ass as well, but we’ve got an endorsement to think about. At least make it look like it’s mic’d, ok? A Beta 52 or a D112 would be great!

Bass Monitor: 1 powered wedge, with

1. Loud: Kick, Snare, Bass Vox
2. Soft: Everything else

#### Electric Guitar (Stage Right Back):

Sends:

1. Rig Left (sm 57)
2. Rig Right (sm 57)

Electric Guitar Monitor: 1 powered wedge with

1. Loud: Vox, Bass guitar, guitar
2. Soft: Everything else.

#### Keys / Backing Vox (Center Stage Back):

Sends:

1. Keys Left (XLR)
2. Keys Right (XLR)
3. Keys Vox (sm 57/58)

Keys Monitor

1. Everything, and please make it sound like a CD. Here’s some helpful advice – do this guys monitors last.

**If FoH is stereo, please pan keys hard left and right.** Keys returned to monitors should always be returned as mono.

## AN EVENING WITH LITTLE QUEEN

### 'Nancy' – Stage Right, right up front.

Sends:

1. Vox (Something nice. Note that she doesn't sing too loud, so a 57 or something that won't feedback much will likely be a winner) on a boom stand, please.
2. Guitar Rig (sm 57)
3. Acoustic DI

Monitor – 'Nancy' **\*may\*** be running wireless in-ears – please provide or let us know if we need to bring ours along:

1. Loud: Nancy vox (very), Ann vox, Nancy instrumentation.
2. Softer: Everything else, slightly louder bass and Kick.

### 'Ann' – Stage Left, right up front (Also monitor for 80's opener lead vox).

Sends:

1. Vox (Something that can stand a high SPL. This chick is the one who can break glass with her voice at 4 meters, so expect 124db or so). Please have a boom stand ready, though 'Ann' may bring her custom boom with her.
2. DI for an acoustic guitar.

Monitor – 'Ann' **prefers wireless in-ears** – please provide or let us know if we need to bring ours along:

1. Loud: Ann vox. I mean loud. If you can't see her hair move when she checks the microphone, it's not loud enough (yes, I know it's in ears. Still, if she doesn't taste blood it's not loud enough). Also, Nancy vox, some bass guitar, and some kick drum. If Ann plays her guitar, also loud please.
2. Softer: Everything else.

Sends – 24 Channel

---

**Master Send List (24 Channels)**

---

Kit

1. Kick
2. Snare
3. Hat
4. Tom 1
5. Tom 2
6. Tom 3
7. Tom 4
8. OHL
9. OHR

Bass

10. Bass Guitar DI
11. Bass Guitar Cab
12. Bass Vox

Electric

13. Rig Left
14. Rig Right

Keys

15. Key Mix Left
16. Key Mix Right
17. Key Vox

'Nancy'

18. Vox
19. Guitar Amp
20. Acoustic DI

Ann

21. 'Ann' Guitar DI
22. 'Ann' Vox
23. CC
24. CC

Sends – 16 Channel

---

**Master Send List (16 Channels)**

---

1. Kick
2. Snare
3. Hat
4. OH 1
5. OH 2
6. Bass Guitar
7. Bass Vox
8. Electric Guitar Left
9. Electric Guitar Right
10. Key Mix Left
11. Key Mix Right
12. Key Vox
13. 'Nancy' Vox
14. 'Nancy' Guitar Amp
15. 'Nancy' Acoustic DI
16. 'Ann' Vox



Presenter Checklist

**Presenter Checklist**

*Place a check mark for each completed item, or a P to indicate that the PM has signed off on that item.*

<b>Signed contract and deposit sent to PM.</b>	
House sound meets minimum requirements.	
House lighting meets minimum requirements.	
Stage meets minimum requirements.	
Local Crew arranged for day of show.	
Parking and clear access arranged per contract.	
Scheduled clear venue for soundcheck.	
<b>Permits, royalties, license fees, Insurance.</b>	
Dressing room arrangements confirmed.	
Presenter curtain announcements cleared with PM.	
Support act cleared and approved by PM.	
<b>Hard ticket report provided to PM, where applicable.</b>	
<b>Security arranged.</b>	
3 <sup>rd</sup> party artwork, media, clips, text, etc. approved by PM.	
<b><i>Final settlement per contract ready to transfer immediately prior to show.</i></b>	

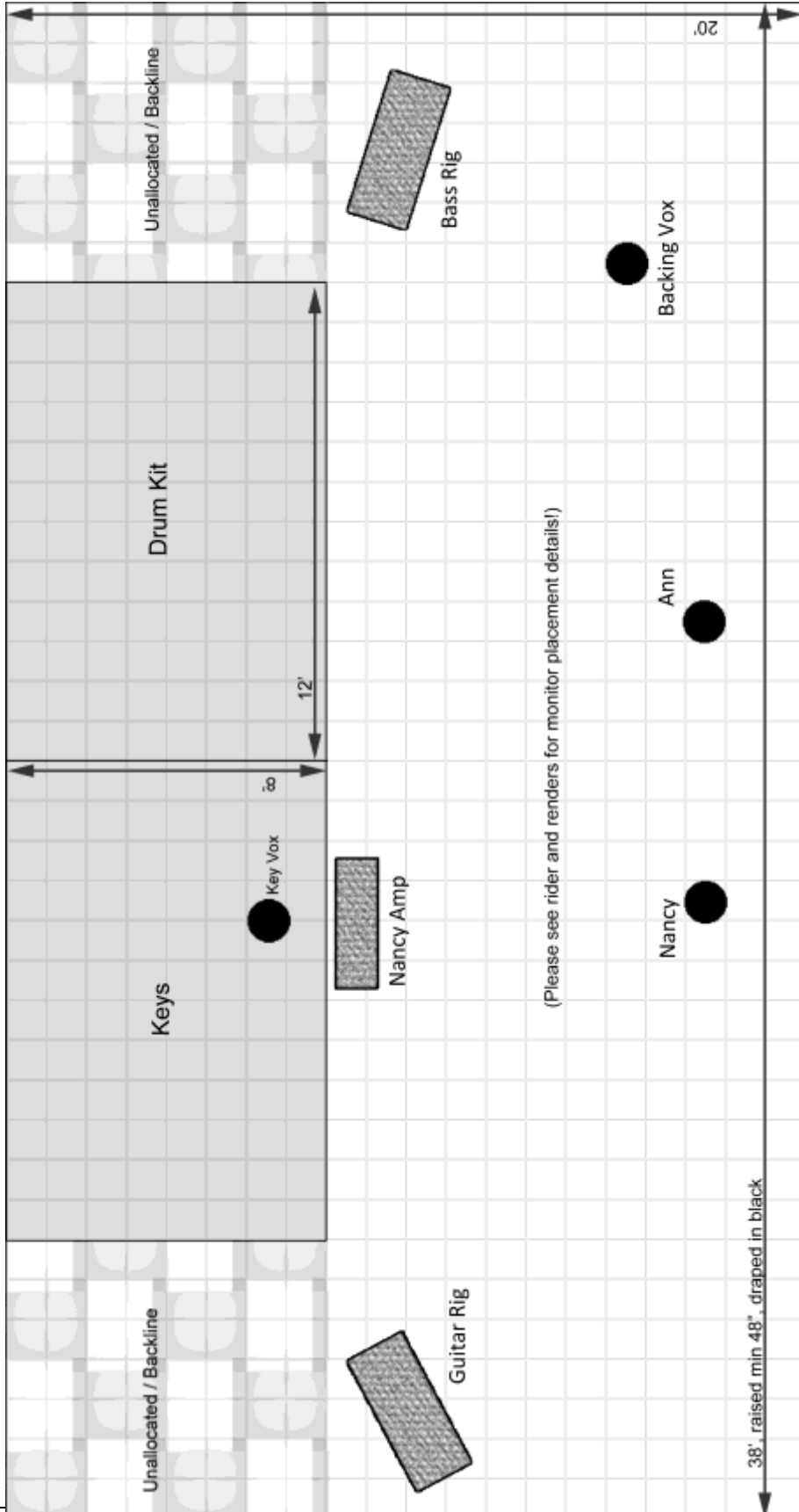
**Please note that bold items must be arranged prior to showtime, or the show may be postponed or cancelled at the presenter’s expense!**

## Stage Plot Graphics


We've included some snazzy 3D stage plots depicting where stuff goes, how big stuff is, how far away stuff belongs from other stuff, etc. Your crew will likely look at it, and complain that it's very pretty and pretty useless, but if you'll give it a chance, it'll show you exactly where things go and how to place them. These are basically the small version renders – the larger ones are available as a download or as separate prints, and the dimensions are much easier to see. If you need the large renders, here are places you can go to get them:

1. The EPK CD. If you're reading this document after opening it from the Little Queen EPK CD, there should be an archive named **renders.zip** that contains hi-res 2D and 3D rendered views (jpeg and gif formats) of the Little Queen stage layout.
2. If you received the EPK electronically (email, download, etc.), you may download the renders directly from:  
<http://www.littlequeenrocks.com/downloads/assets/renders.zip>
3. If you're reading a hard copy of this rider and you didn't receive a printout of the stage plots, either execute step 2 above or track down whoever gave you the hard copy and ask them what their deal is with not giving you a copy of the stage plots and renders as well.
4. We've included low-res versions of these images in this document, immediately after this section. If you can live with this, good for you, you don't need the large scaling versions, but you may want to contact the PM regarding any stage dimensions you can't make out.

AN EVENING WITH LITTLE QUEEN



AN EVENING WITH LITTLE QUEEN



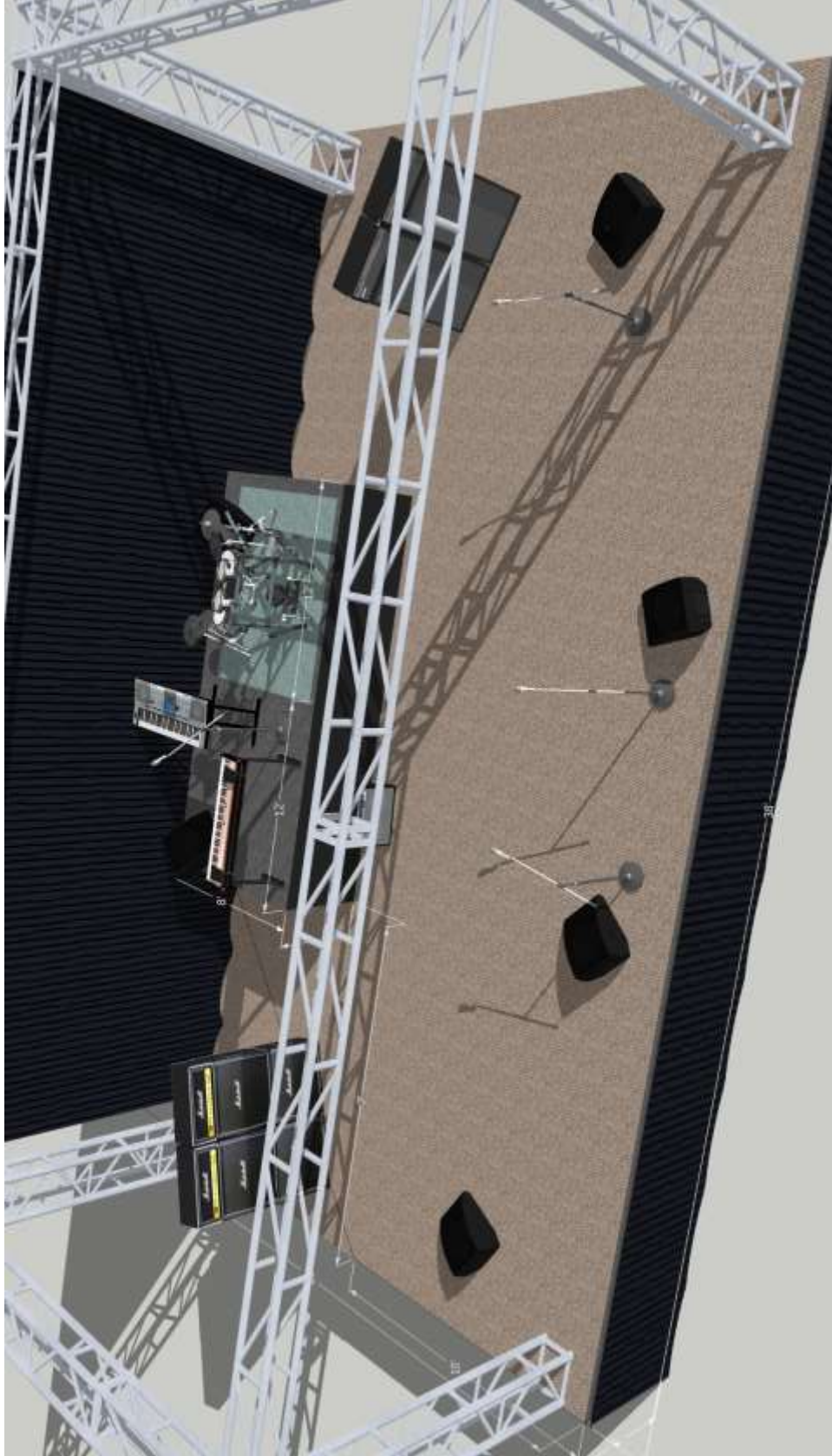
All Content Copyright 2002-2014, ALIENetworks LLC / SmashingIt™ LLC / Little Queen – the Music of Heart, All Rights Reserved.

AN EVENING WITH LITTLE QUEEN



All Content Copyright 2002-2014, ALIENetworks LLC / SmashingIt™ LLC / Little Queen – the Music of Heart, All Rights Reserved.

AN EVENING WITH LITTLE QUEEN



All Content Copyright 2002-2014, ALIENetworks LLC / SmashingIt™ LLC / Little Queen – the Music of Heart, All Rights Reserved.

In Closing, please let us say that we're very excited to perform in your venue! We love Heart's music, we love performing, and we strive to present Heart's music as faithfully and as accurately as possible! Thanks for having us, and please have us 'round again sometime soon!



**A N E V E N I N G W I T H L I T T L E Q U E E N**

All Content, Images, Media Copyright 2010 - 2014 SmashingIt™ LLC, All Rights Reserved. Other resources  
Copyright ALIENetworks LLC / Little Queen, All Rights Reserved.