

SmashingIt Productions Presents...



The Music of Heart

Technical Rider – Club / Corp Show

Last updated June 1, 2015.

Sean Harrison
Shonna Harrison

Prepared by SmashingIt™ LLC

Version 1.6

Introduction

Welcome to the new and improved Little Queen Technical Rider (this is the nightclub / theater / corporate show version)! This document has been compiled to help ensure the best possible performance of Little Queen in your venue; please examine it carefully, and please feel free to contact us directly if you have any questions or comments. While a show the size of Little Queen has a good-sized list of requirements, we'll strive to work with you any way that we can. **Note that the actual performance contract (sometimes called the CPC, or 'Concert Performance Contract') should accompany this document. This document does not constitute a binding contract, unless as referenced in an executed performance contract.**

Contact:

Booking, Scheduling, Show Advance, Other Stuff:

Sean Harrison

sean.harrison@littlequeenrocks.com

615.838.9289

Creative, Sets, Content, Marketing:

Shonna Harrison

shonna.harrison@littlequeenrocks.com

615.480.4701

Thanks for the opportunity to work with you, and we look forward to seeing you at the show!

Table of Contents

About the Show 4

Venue / Presenter Responsibilities 4

 General 4

 Local Crew 5

 Parking, Access 5

 Permits 5

 Insurance, Liability 5

 Schedule, Daysheet 6

Hospitality 7

 Dressing Rooms 7

Show 7

 Soundcheck 7

 Opening Acts 7

 Security 8

 Settlement 8

Sound 8

Lighting 9

Staging 9

Handouts 10

 Sends and Monitors 10

 Sends – 24 Channel 11

 Sends – 16 Channel 12

 Presenter Checklist 13

 Stage Plot Graphics 14

About the Show

Little Queen is a Heart Tribute show, assembled to faithfully reproduce the music, look, feel and vibe of a Heart concert. The show consists of 6 to 8 people, generally including a sound engineer and possibly some additional hands, depending on the size of the venue and the production. Little Queen may also retain a lighting director for certain venues, and possibly a monitor engineer. The show itself may run from 1 to 3.5 hours (depending on the specifications of the contract), and may be run with or without intermissions. An acting **Production Manager (PM)** will represent Little Queen on all issues pertaining to this document (The *technical rider*) as well as the engagement contract (the **CPC**); this individual will be specified in the engagement contract, and should be your first point of contact for all things Little Queen! Venues will be contacted **at least seven** days prior to the scheduled performance by the PM to discuss and confirm technical matters associated with the show; please don't hesitate to contact the PM at any time, however, regarding anything in this document. Any problem areas (unusual load-in characteristics, labor problems, house sound, light or power limitations, etc) should be discussed with the PM as soon as possible, in order to find the most cost-effective solution. Note that extra costs incurred due to house limitations, unusual venue characteristics, etc. are the sole responsibility of the Presenter, so contact the PM early on so we can help get things addressed! Little Queen will always try to present the full Little Queen show; if difficulties arise, however, due to venue limitations or other factors beyond the immediate control of the PM, the PM or Tour Manager may make selective cuts to the presentation.

Venue / Presenter Responsibilities

General

The Presenter (That's very likely You, unless you're just reading this on a lark. Where did you get this, anyway?) understands and acknowledges that Little Queen is a large production, designed for medium to large performance halls, auditoriums, concert halls, casinos, very large clubs, etc. As such, each venue needs to meet certain minimal conditions to support a performance of this scale (and it's very likely that your venue already meets these requirements, or you probably wouldn't be reading this). ***If your venue does not meet these requirements, Little Queen can scale its production down in order to work within the parameters of your venue. Please contact the PM at your earliest convenience to discuss. We can work with you!***

The following is the list of requirements the *Presenter* (That's you) is responsible for, *unless prior arrangements have been made with the PM:*

Local Crew

Local Crew – Setup requires 1 to 3 unskilled worker(s) for general lifting, etc.; please confirm the final number of local crew with the PM. Unless otherwise specified by the PM, **Little Queen will provide a trained professional audio engineer for mixing front of house audio; this individual is familiar with the show, instrumentation, cues, etc, and will assure the highest quality performance. Please contact the PM for more information. House sound professionals are asked to meet with the Little Queen engineer prior to setup where possible, and are welcome to oversee the show and babysit the house gear (yes, we know that stuff is expensive).** If your venue does **not** have a *separate* monitor engineer, please let us know, and we'll bring one along with us!

Parking, Access

The show travels in at least two vehicles, one with a trailer, all the way up to a bus or rv, depending on the size of the show; please arrange to have enough parking spaces in the immediate area of the loading dock available and free from snow, debris, etc. for loading and unloading prior to arrival. Please also arrange any required parking permits, fees, etc. prior to arrival.

If the above requirements cannot be met, the venue arrangements and specifications need to be approved by the PM **at least 1 week prior to the date of the show!** So please give us a call and let's get it all worked out, okay?

Permits

The venue is solely responsible for assuring that all required permits have been sought and all local, state and regional regulations are adhered to; this includes payment of any music performance royalties, consents, etc. It is also the venue's responsibility to secure any required parking permits, licenses, releases, etc. that might be required to lawfully execute this agreement in full. Note that the Little Queen show uses no open flame; fog and haze are used, however, and the venue is responsible for addressing any issues with optical smoke detection equipment, etc.

Insurance, Liability

If damages occur to any band member, equipment, or personal belonging as a direct result of a patron or employee of the venue the presenter will be held liable for all said damages. If equipment is damaged as a result of faulty wiring, damaged electrical outlets, power surges or any electrical problems the presenter will assume responsibility.

Schedule, Daysheet

Date of performance: ____/____/____

Prod Manager: _____ Phone: _____

Presenter: _____ Phone: _____

Load in	_____ am/pm
Meeting with PM	_____ am/pm
Backline Setup	_____ am/pm
Lights, Rigging	_____ am/pm
Other Setup	_____ am/pm
Line Check	_____ am/pm
Soundcheck	_____ am/pm
Preshow	_____ am/pm
Showtime	_____ am/pm
Buffer / Clear House	_____ am/pm
Strike	_____ am/pm
Loadout	_____ am/pm
	_____ am/pm
	_____ am/pm
	_____ am/pm

Approved: _____

Presenter: _____

Hospitality

Little Queen requires three clean rooms at a reasonable local hotel. Something with clean sheets, hot running water, and a television, preferably close to the venue. See how easy that is? Holiday Inn, Ramada Inn, Marriot, etc. are all good examples. Franks Bait Shop and Motel probably isn't. If your facility includes rooms onsite, those can work as well, as long as the girls like them. You know how girls can be.

Dressing Rooms

Little Queen requires two clean dressing rooms with locks. If these are unavailable, please contact the PM we'll find a way to work it out (maybe rooms at the aforementioned nearby nice hotel? It has to be fairly nice – we have two women with us, remember?) - at the end of the day, we love to put on the LQ show, and we'll find a way to make it all work.

Show

Soundcheck

Sure, it seems odd to have to add this bit, but you'd probably be surprised at the number of venues who don't really find this step important. **Little Queen requires a complete soundcheck (not just a line check) at least 2 hours prior to showtime.** If this doesn't work for you, then please contact the PM and let's find a way to work it out. For scheduling, please consult the daysheet. **Note that the venue must be clear of non-employee personnel during soundcheck! Please adjust your schedule accordingly!** Honestly, we've done this before – our soundchecks go by very quickly, once we start making noise. **Please note that after the Little Queen soundcheck, no adjustments will be made to the house sound system. This specifically includes making changes for any support/opening acts, scenes, media, etc. If the venue is equipped with a digital board that can store 'scenes', this stipulation may be rescinded by the PM.**

Opening Acts

Little Queen can also carry its own opening act (an 80's tribute) that provides for a variable total show length from 2 hours (no opener) to 3.5 hours (full opener set), depending on breaks, etc., – please help us determine the show duration that works best for you. **Any other opening act must be cleared with the PM prior to the day of the show.** This is so we don't end up with a Metallica tribute opening the show (you wouldn't do that to us, though, would you?) or something like that. In any case, **please arrange separate dressing rooms, bathrooms, etc., for any additional support acts.** Little Queen cannot provide any backline support for any supporting acts; at the option

of the venue (That's you), a supporting act may request contracting the services of the Little Queen FoH or monitor engineers or the lighting director for the duration of their performance. Final arrangements must be approved by the PM.

Security

The venue assumes responsibility for all security associated with the venue. Stolen or damaged equipment, personal items, etc. will be the sole responsibility and liability of the promoter, so please make sure there are locks on the dressing room doors and people watching the stage. Special attention should be paid to dressing room areas, the stage, and the FoH/Lighting console areas. Stage security during the show is very important. Any unauthorized individuals entering the stage area during setup, soundcheck or performance will be grounds for stopping and possibly canceling the show at the promoter's expense. If the dressing rooms are not immediately adjacent to the stage area, security may be requested by Little Queen to provide escort to and from the stage at showtime.

Settlement

Settlement and show details:

1. Fee deposit must be received at least 1 week prior to show date. This is typically 20% of the final price.
2. Payment in full must be received **prior to the beginning of the show.**
3. Please make checks out to **SmashingIT LLC**. Payment may be in the form of a cashier's check or cash, unless otherwise arranged with the PM.
4. If hard tickets are sold, a box office report must be provided to the PM.
5. The venue may provide up to 20 guest passes to friends, family, etc.
6. **Little Queen** may wish to reserve a quantity of tickets/passes to the show; if so, your **PM** will discuss it with you, and a mutually satisfactory arrangement will be reached.
7. **Free passes, contest passes, or any other means of entering the show beyond purchasing a ticket are strictly forbidden, unless expressly granted by the PM.**

Sound

As you would suspect, the Little Queen show requires a fairly decent sound system to execute properly. The show is designed to fit into 24 channels (Not counting returns) and draw less than 60 amps on stage (see how we're working with you here?). Stage power should be pulled from a leg separate from lights, motors, anything with a significant ballast, etc. An example minimal House Sound System might include something like this:

AN EVENING WITH LITTLE QUEEN

- 24 channel digital desk, with supporting outboard effects, etc. (All effects returned as inserts). You know what we mean by effects, right?
- Min 10,000 watts FOH power through quality cabs (EAW, TS, etc.), flown where possible.
- 6 monitor wedges, bi-amped, and loud! Let's please have 6 monitor mixes as well, and we'll get to who needs what later on in the document.
- 4 Boom Stands with clips.
- 3 D.I.'s
- Controlled access to the booth at all times.

If you intend on recording the show or any portion thereof, please contact the PM for approval. If you get a good print, we'd like a copy!

Lighting

Please have a nice House Lighting Rig, approved by the PM. This will typically consist of something like:

- Nice desk (Artisan plus, Chauvet Stage Designer series, etc.)
- 24 Par 64
- 2 follow spot
- *At least 4 movers (vari-light, roboscan, etc.)*
- *Little Queen reserves the right to augment the house lighting rig with additional equipment.*

Staging

The stage should be big enough to comfortably accommodate 6 people and their gear, preferably raised at least 4 feet, and draped in black. Stage power is at least a 60 amp service (can be cumulative, dropped quads, not less than 20 amps each) on a leg separate from any lighting or other local heavy/noisy draw (Refrigeration units, air conditioners, chillers, etc). Please make sure there are available drops on both sides of the stage as well as a drop at the risers. *Please refer to the **renders.zip** file for 2D and 3D stage plots and renders for accurate layout.*

The stage is roughly laid out as below:

Lead Guitar	Keys Drums	Bass Guitar
Nancy		Ann

Handouts

Sends and Monitors

Kit (Center Stage Back) – Riser, min 24”:

Sends: **Kick, Snare, Hat, Tom 1, Tom 2, Tom 3, Tom 4, OH.**

Kit Monitor (1 powered wedge or composite signal):

1. Loud – Drums, vox, Bass guitar
2. Soft – Everything else.

Bass / Backing Vox (Stage Left Back):

Sends: **Bass DI**

Bass Monitor: 1 powered wedge, with

1. Loud: Kick, Snare, Bass Vox
2. Soft: Everything else

Electric Guitar (Stage Right Back):

Sends: **Two microphones** – please mic the rig in stereo.

Electric Guitar Monitor: 1 powered wedge with

1. Loud: Vox, Bass guitar, guitar
2. Soft: Everything else.

Keys (Center Stage Back):

Two sends – keys and piano. 1 Wedge with a mix of everyone, heavy on the keys and vox.

‘Nancy’ – Stage Right, right up front.

Please mic Nancy’s amp, and also provide a DI for mandolin and a DI for acoustic guitar.

Monitor:

1. Loud: Nancy vox (very), Ann vox, Nancy instrumentation.
2. Softer: Everything else, slightly louder bass and Kick.

‘Ann’ – Stage Left, right up front (Also monitor for 80’s opener lead vox).

Ann needs a DI for her acoustic.

Monitor:

1. Loud: Ann vox. I mean loud. If you can’t see her hair move when she checks the microphone, it’s not loud enough. Also, Nancy vox, some bass guitar, and some kick drum. If Ann plays her guitar, also loud please. If we’re very lucky, Ann may bring her in-ears – just turn them up until you can hear them from your board, and that’ll probably be good.
2. Softer: Everything else.

Sends – 24 Channel

Master Send List (24 Channels)

Kit

1. Kick
2. Snare
3. Hat
4. Tom 1
5. Tom 2
6. Tom 3
7. Tom 4
8. OH

Bass

9. Bass Guitar (channel may also have keys, Taurus pedals, etc.)
10. Bass Vox

Electric

11. Rig Left
12. Rig Right

Keys

13. Key Mix Left
14. Key Mix Right
15. Key Vox

Nancy

16. Guitar Amp
17. Mando DI
18. Acoustic Gtr DI
19. Nancy Vox

Ann

20. Ann Guitar DI
21. Ann Vox
22. Reserved

(80's opener)

23. Lead Vox
24. Guitar Rig

Sends – 16 Channel

Master Send List (16 Channels)

1. Kick
2. Snare
3. Hat
4. OH 1
5. OH 2
6. Bass Guitar
7. Bass Vox
8. Electric Guitar Left
9. Electric Guitar Right
10. Key Mix Left
11. Key Mix Right
12. Key Vox
13. Nancy Vox
14. Nancy Guitar Amp (also used by 80's opener and Ann Acoustic)
15. Nancy Mando/misc DI
16. Ann Vox (also used by 80's opener)

Presenter Checklist

Presenter Checklist

*Place a check mark for each completed item, or a **P** to indicate that the PM has signed off on that item.*

Signed contract and deposit sent to PM.	
House sound meets minimum requirements.	
House lighting meets minimum requirements.	
Stage meets minimum requirements.	
Local Crew arranged for day of show (Where Applic.).	
Parking and clear access arranged per contract.	
Scheduled clear venue for soundcheck.	
Permits, royalties, license fees, insurance.	
Dressing room arrangements confirmed.	
Support act cleared and approved by PM.	
Hard ticket report provided to PM, where applicable.	
<i>Final settlement per contract ready to transfer immediately prior to show.</i>	

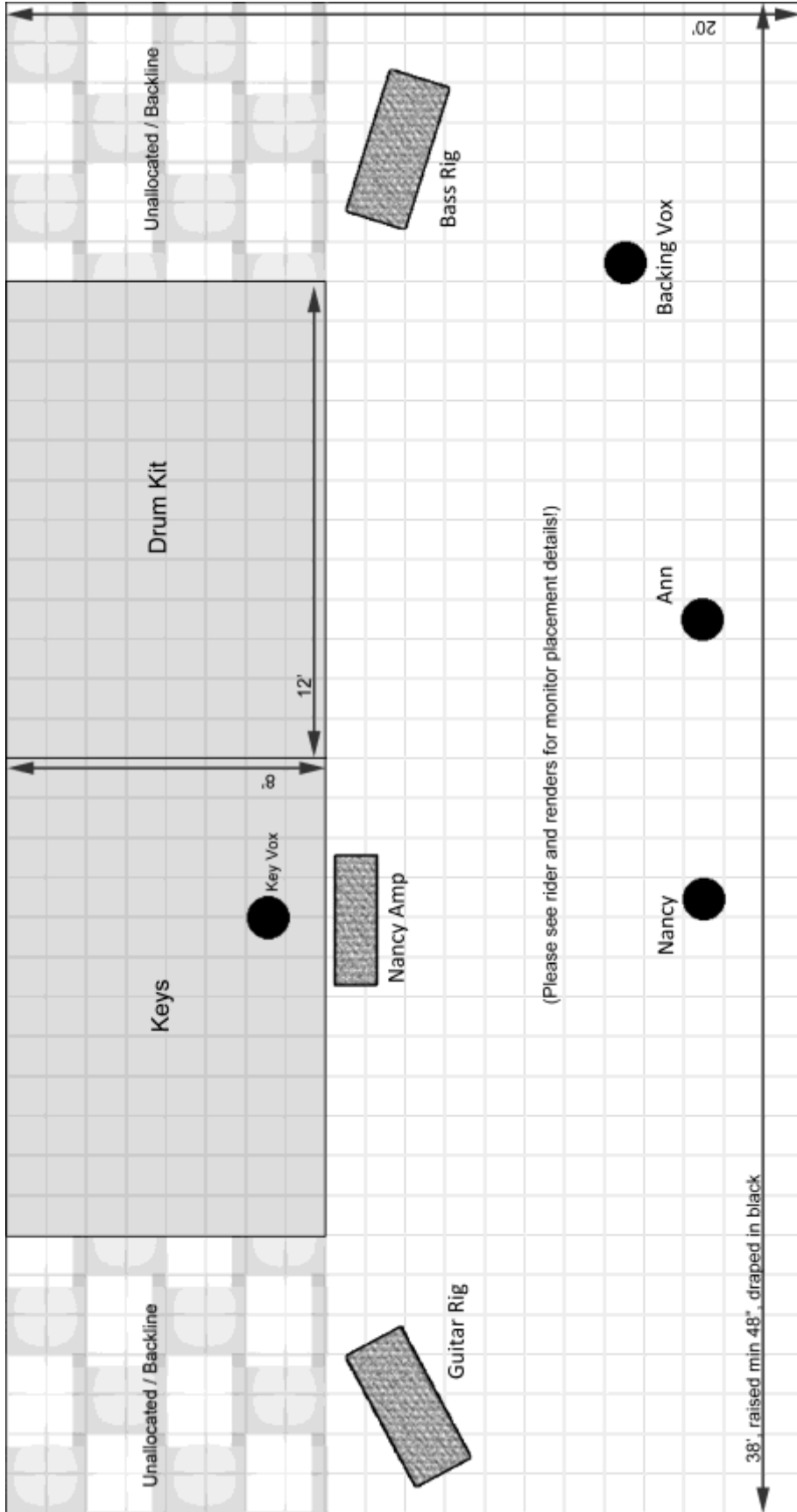
Please note that bold items must be addressed prior to showtime.

Stage Plot Graphics

We've included some snazzy 3D stage plots depicting where stuff goes, how big stuff is, how far away stuff belongs from other stuff, etc. These are basically the small version renders – the larger ones are available as a download or as separate prints, and the dimensions are much easier to see. If you need the large renders, here are places you can go to get them:


1. The EPK CD. If you're reading this document after opening it from the Little Queen EPK CD, there should be an archive named **renders.zip** that contains hi-res 2D and 3D rendered views (jpeg and gif formats) of the Little Queen stage layout.
2. If you received the EPK electronically (email, download, etc.), you may download the renders directly from:
<http://www.littlequeenrocks.com/downloads/assets/renders.zip>
3. If you're reading a hard copy of this rider and you didn't receive a printout of the stage plots, either execute step 2 above or track down whoever gave you the hard copy and ask them what their deal is with not giving you a copy of the stage plots and renders as well.
4. We've included low-res versions of these images in this document, immediately after this section. If you can live with this, good for you, you don't need the large scaling versions, but you may want to contact the PM regarding any stage dimensions you can't make out.

AN EVENING WITH LITTLE QUEEN



All Content Copyright 2010-2015, SmashingIT Productions LLC / Little Queen, All Rights Reserved.

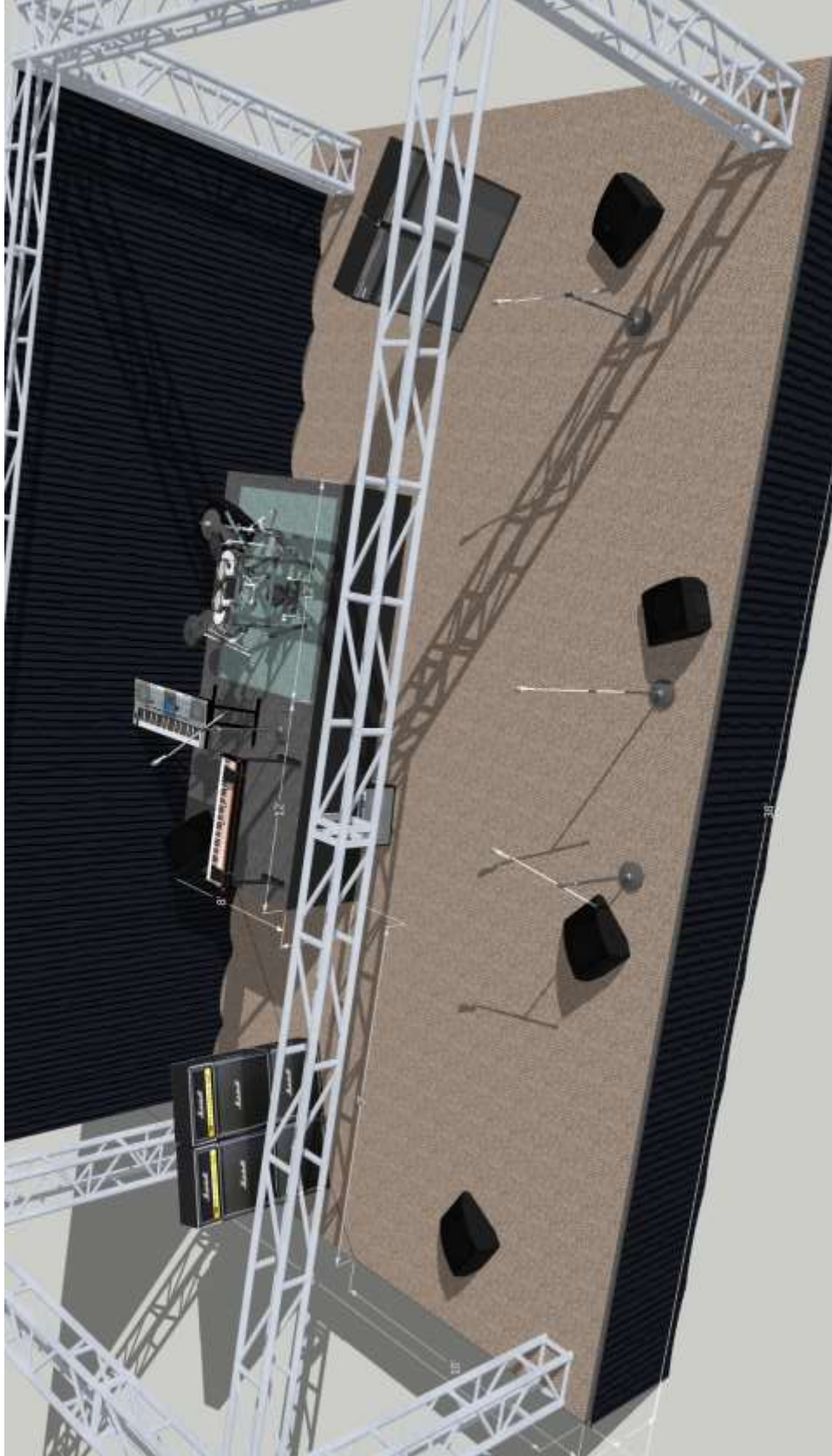
AN EVENING WITH LITTLE QUEEN



AN EVENING WITH LITTLE QUEEN



AN EVENING WITH LITTLE QUEEN



In Closing, please let us say that we're very excited to perform in your venue! We love Heart's music, we love performing, and we strive to present Heart's music as faithfully and as accurately as possible! Thanks for having us, and please have us 'round again sometime soon!



All Content, Images, Media Copyright 2010-2015, SmashingIT Productions LLC / Little Queen, All Rights Reserved.